

AT

DO NOT SCALE FROM THIS PRINT

DIMENSIONS ARE IN INCHES [MILLIMETERS ARE IN BRACKETS]		UNLESS OTHERWISE NOTED	TOLERANCES ARE:
ONE PLACE DECIMALS ± .1[2.54]	THREE PLACE DECIMALS ± .005[.127]	ANGLES	± 2°
TWO PLACE DECIMALS ± .01[.25]	FOUR PLACE DECIMALS ± .0020[.051]		

TITLE: LOW PROFILE
1mm X 1mm
DOUBLE ROW BODY

DWG NO: CLM-1XX-XX-XX-D-XX
SHEET 1 OF 2

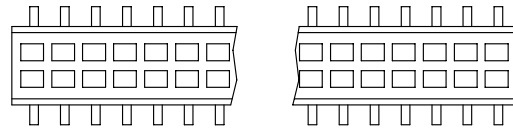


FIG. 2
(SAME AS FIG 1 EXCEPT INSULATOR)

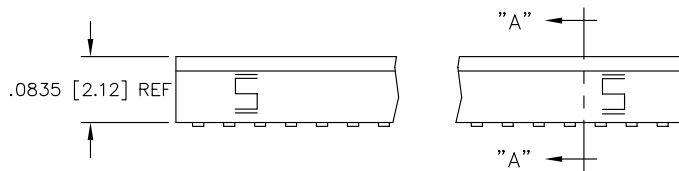
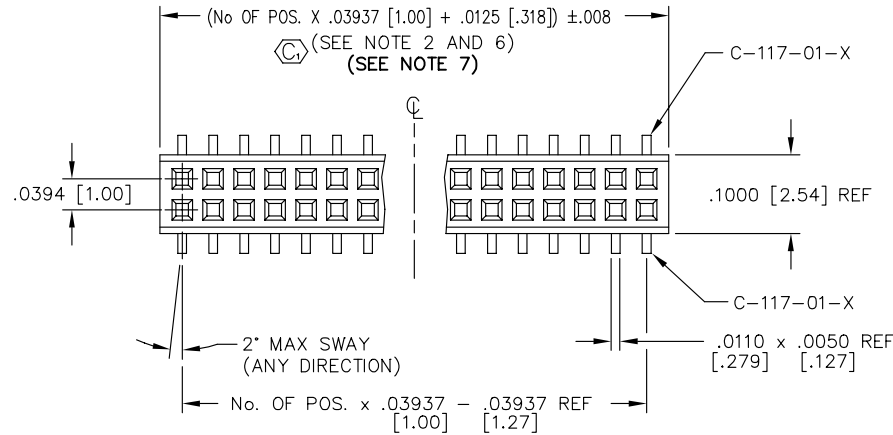


FIG. 1

CLM-1XX-XX-XX-D-XX

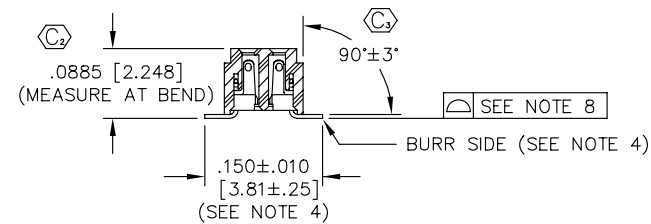
No. OF POSITIONS/ ROW
-02 THRU -50

LEAD STYLE SPEC
-02: SURFACE MOUNT
(USE C-117-01-X)

PLATING SPEC
-F: FLASH GOLD IN CONTACT AREA
MATTE TIN ON TAIL(USE C-117-01-F)
(PRE-PLATED CONTACT)
-L: .000010 GOLD IN CONTACT AREA
MATTE TIN ON TAIL(USE C-117-01-L)
(PRE-PLATED CONTACT)
-G: .000010 GOLD ALL OVER
(USE C-117-01-G)
(POST-PLATED CONTACT)
-H: .000030 GOLD ALL OVER
(USE C-117-01-H)
(POST-PLATED CONTACT)
-LM: .000010 GOLD IN CONTACT AREA
MATTE TIN ON TAIL(USE C-117-01-L)
(PRE-PLATED CONTACT)
-FM: .FLASH GOLD IN CONTACT AREA
MATTE TIN ON TAIL(USE C-117-01-F)
(PRE-PLATED CONTACT)

OPTIONS
-P: PICK & PLACE PAD
(AVAILABLE ON POS. 7 THRU 50 ONLY)
(SEE FIG 3, SHT 2)(USE MPP-04)
-TR: TAPE & REEL
-BE: BOTTOM ENTRY ONLY
(SEE FIG 2)(USE CLM-XX-DBE-XX)
-PA: PICK & PLACE PAD W/ ALIGNMENT PINS
(SEE FIG 4, SHT 2)
-A: ALIGNMENT PIN (USE CLM-XX-D-XX)
(SEE FIG. 5, SHT 2)
-K: POLYAMIDE FILM PAD
(AVAILABLE ON POS. 7 THRU 50 ONLY)
(.005 [.13] THICKNESS WITH SILICONE
ADHESIVE)(SEE FIG 6, SHT 2)
(USE K-500-300)

BODY SPEC
-D: DOUBLE ROW
(USE CLM-XX-D)



SECT "A-A"

- NOTES:
1. MINIMUM PUSHOUT FORCE: .5 LB.
 2. WILL LOSE A POSITION FOR EVERY CUT MADE ON A SOCKET STRIP.
 3. POSITIONS -05 THROUGH -50 ARE TO BE TUBED. POSITIONS -02 THRU -04 TO BE LAYER PACKAGED ONLY.
 4. SHEAR TAILS TO DIMENSIONS SHOWN, .003 MAX SHEAR BURR.
 5. PARTS TO BE SYMMETRICAL ABOUT C.
 6. CUT FLASH TO BE .010 [.25] MAX WITH NO FLASH ALLOWED IN HOLES OR EXTENDING BELOW LEADS.
 7. ENDWALL AFTER CUTTING: .0155±.0025 [.398±.064]
 8. COPLANARITY TO BE .0040 FOR POSITIONS 2-25 & .0060 FOR POSITIONS 26-50.

PROPRIETARY NOTE
THIS DOCUMENT CONTAINS INFORMATION CONFIDENTIAL AND PROPRIETARY TO SAMTEC INC. AND SHALL NOT BE REPRODUCED OR TRANSFERRED TO OTHER DOCUMENTS OR DISCLOSED TO OTHERS OR USED FOR ANY PURPOSE OTHER THAN THAT FOR WHICH IT WAS OBTAINED WITHOUT THE EXPRESSED WRITTEN CONSENT OF SAMTEC INC.

PLOT SCALE: 1=.125

MATERIAL:
BODY: LIQUID CRYSTAL POLYMER
COLOR: BLACK
TERMINAL:
PHOS BRONZE

samtec

EXISPROD\ASSEMBLY\1MM CLM-ASM
520 PARK EAST BLVD. NEW ALBANY, INDIANA 47150
PHONE (812) 944-6733 P.O. BOX 1147
CODE 55322

MADE BY:
G. PURVIS 8-10-94

CLM-1XX-XX-XX-D-XX
SHEET 1 OF 2